















1 2000 GALLON SAND/OIL SEPARATOR DETAIL  
NO SCALE

2 HOOT 250 TRASH TRAP / 750 EQUALIZATION  
NO SCALE

3 HOOT LA-1000 GPD  
NO SCALE

## PLUMBING LEGEND

SYMBOL	DESCRIPTION	SYMBOL	DESCRIPTION	SYMBOL	DESCRIPTION
	SANITARY SEWER LINE	AFF	ABOVE FINISHED FLOOR	HWCP	HOT WATER CIRCULATING PUMP
	SEWER VENT LINE	AFG	ABOVE FINISHED GRADE	IMB	ICE MAKER BOX
	SEWER VENT LINE	AP	ACCESS PANEL	L	LAVATORY
	OIL WAST LINE	DCO	DOUBLE CLEANOUT	NTS	NOT TO SCALE
	DOMESTIC COLD WATER LINE	D	WATER HEATER T&P DRAIN LINE	SH	SHOWER
	DOMESTIC HOT WATER LINE	ECO	EXTERIOR CLEANOUT	SK	SINK
	HOT WATER RETURN LINE	ED	EMERGENCY DRAIN PAN DRAIN LINE	SS	SERVICE SINK
	NATURAL GAS LINE	ET	EXPANSION TANK	TV	TEMPERING VALVE
	BALL VALVE OR CUTOFF VALVE	EWC	ELECTRIC WATER COOLER	TYP	TYPICAL
	UNION	FCO	FLOOR CLEANOUT	U	URINAL
	WATER HAMMER ARRESTOR (SEE PLUMBING RISER DIAGRAMS)	FD	FLOOR DRAIN	VTR	VENT THRU ROOF
	DOMESTIC WATER STOP	FM	FORCE MAIN	WC	WATER CLOSET
	STORM DRAIN END CLEANOUT SEWER WALL CLEANOUT	HB	HOSE BIBB	WH	WATER HEATER
	PLUMBING RISER DIAGRAM NUMBER	HW	HAND WASH		


PLUMBING GENERAL NOTES:

- A. ALL WORK SHALL BE IN ACCORDANCE WITH APPLICABLE LOCAL, STATE, AND FEDERAL CODES (INCLUDING INTERNATIONAL PLUMBING CODE, INTERNATIONAL BUILDING CODE, INTERNATIONAL FUEL GAS CODE, NFPA, ETC.) AND APPLICABLE DEQ AND DHPH REGULATIONS TO THE SATISFACTION OF THE AUTHORITIES HAVING JURISDICTION. CONTRACTOR SHALL OBTAIN REQUIRED PERMITS AND APPROPRIATE WORK AUTHORIZATION PRIOR TO BEGINNING WORK.
- B. CONTRACTOR SHALL VERIFY EXACT LOCATION AND SIZES OF UTILITIES, INVERT ELEVATIONS, ETC. PRIOR TO BEGINNING ANY ROUGH-IN OF SUBSURFACE WORK. COORDINATE ALL UTILITY TIE-IN REQUIREMENTS WITH RESPECTIVE UTILITIES.
- C. REFER TO ARCHITECTURAL DRAWINGS FOR ALL DIMENSIONS, DETAILS, ETC. INSTALL WORK TO CONFORM TO ARCHITECTURAL AND STRUCTURAL DRAWINGS AS REQUIRED. REVIEW COMPLETE SET OF CONTRACT DOCUMENTS PRIOR TO SUBMITTING BID.
- D. CONTRACTOR SHALL RUN ALL NEW UTILITIES (WATER, SEWER, GAS, ETC.) AROUND NEW CONSTRUCTION AREA AS INDICATED PRIOR TO SHUTTING DOWN TIE-ING INTO ANY SYSTEMS. COORDINATE ALL UTILITY SERVICE DISRUPTIONS TO OTHER UTILITY CUSTOMERS WITH RESPECTIVE UTILITY. ALL UTILITY RELOCATION (SUCH AS WATER) SHALL BE DONE IN STRICT COMPLIANCE WITH UTILITY COMPANY STANDARDS AND REQUIREMENTS. CONTACT UTILITY COMPANY AND VERIFY AND (DOCUMENT) REQUIREMENTS, COST, CHARGES, ETC.. CONTRACTOR SHALL FULLY COMPLY WITH ALL UTILITY COMPANY REQUIREMENTS.
- E. COORDINATE ALL WORK THROUGH GENERAL CONTRACTOR, COORDINATE CUTTING, PATCHING, TRENCHING WORK WITH SITE GRADING/PAVING PLAN.
- F. UNDERGROUND UTILITIES ARE APPROXIMATE. VERIFY INVERTS AND EXACT LOCATIONS WITH UTILITY PERSONNEL. VERIFY ALL EASEMENTS WITH APPROPRIATE PARTIES. ADJUST ALL UTILITY LINES ACCORDINGLY.
- G. COORDINATE INSTALLATION OF ALL PLUMBING, PIPING, ETC. WITH STRUCTURE.
- H. ALL DOMESTIC WATER BRANCH LINES SHALL HAVE VALVES AT MAINLINES.
- F. CONTRACTOR SHALL REFER TO ALL ARCHITECTURAL DRAWINGS FOR PHASING.



**ASSOCIATED DESIGN GROUP, INC.**  
3909 W Congress Street, Suite 201  
Lafayette, Louisiana 70506  
Phone: (337) 234-5710  
Email: [adginc@adginc.org](mailto:adginc@adginc.org)

Project No. 25326



NEW CONSTRUCTION  
**FORD PRO**  
FOR  
**MIKE WILLIS**  
2010 PATTON ST.

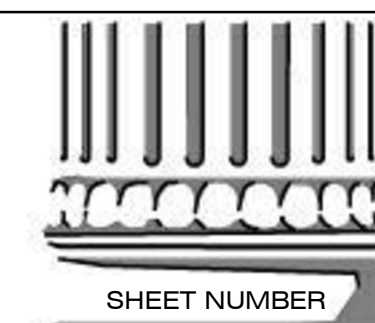
© COPYRIGHT 2019,  
RANDY M. GOODLOE, A.I.A. APAC  
ALL INFORMATION, EITHER DRAWN, WRITTEN,  
OR IMPLIED APPEARING IN THIS DOCUMENT  
SHALL NOT BE DUPLICATED, DISCLOSED, OR  
OTHERWISE USED WITHOUT THE WRITTEN  
PERMISSION OF THE AUTHOR, RANDY M.  
GOODLOE, AIA APAC. THIS DOCUMENT IS AN  
INSTRUMENT OF THE AUTHOR'S SOLE  
PROPERTY OF THE AUTHOR. FURTHERMORE,  
THE USE OF THIS DOCUMENT FOR ANY  
PURPOSE SHALL BE REVOKED, IF THE INTENT  
OF THE DESIGN OR THE CONSTRUCTION  
TECHNIQUES OR DETAILS SHOWN HEREIN  
ARE NOT ADHERED TO OR THE  
CONTRACTUAL AGREEMENT GOVERNING  
THEIR USE ARE NOT STRICTLY ADHERED TO.

PROJECT NO.  
25012

PROJECT MANAGER  
JM

DATE ISSUED  
2026.05.22

REVISÉ

[illegible]

# P-202

## PLUMBING DETAILS